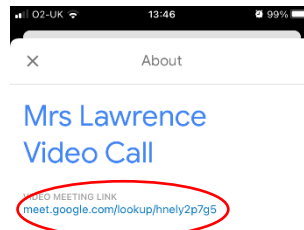
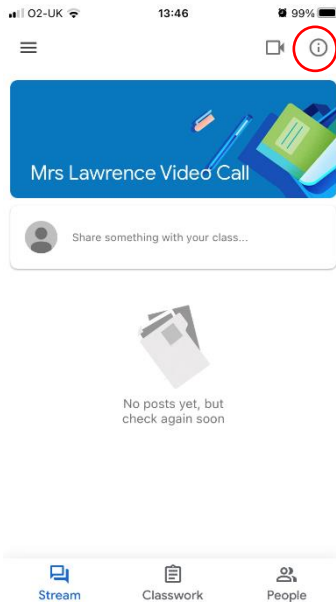


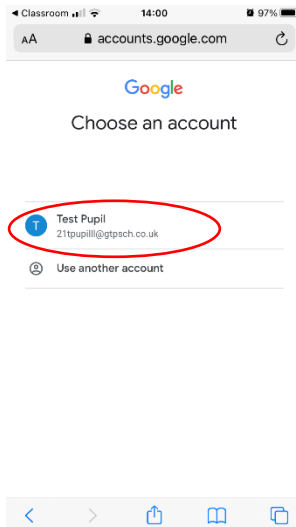
How to access Google Meet using an Apple Device

1. In the Google Classroom App, click on the Videocall /Conversation group class. Click on the 'i' in the top right hand corner. Please do not click the video button, this will not give you the Meet Link.

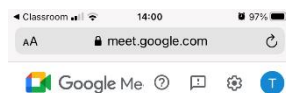


Click on the Video Meeting Link
It will redirect you to your web browser.

- 2.



Select the account to proceed.



You can't create a meeting yourself. Contact your system administrator for more information.

The call will only proceed if the teacher has started it first. If this message appears, please close the browser and return to the class to try again.

If you're joining a meeting from Google Classroom, wait for your teacher to join and then refresh this page.

